

For more information, email [_____](#)


S&P/TSX Composite Index	20,457.46	20,390.33		0.33 %
S&P/TSX 60 Index	1,232.60	1,228.35		0.35 %
S&P/TSX Venture Composite	617.38	620.75		-0.54 %
S&P/TSX Completion Index	1,205.52	1,202.36		0.26 %
S&P/TSX Smallcap Index	731.85	736.24		-0.60 %

131	101	4
-----	-----	---

CP	12.11	ABX	-11.47
SHOP	11.51	FNV	-5.73
CNQ	11.26	AEM	-5.60
TD	10.71	BN	-2.74
RY	5.87	FFH	-1.87
NTR	5.34	K	-1.76
SU	4.60	CCO	-1.41
TOU	4.38	AGI	-1.35
BBD.B	3.45	ATD	-1.34
AQN	3.13	BAM	-1.27

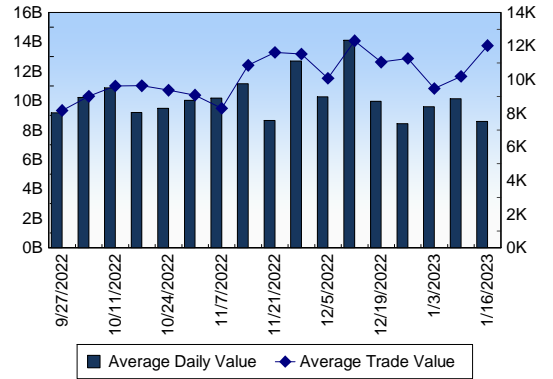
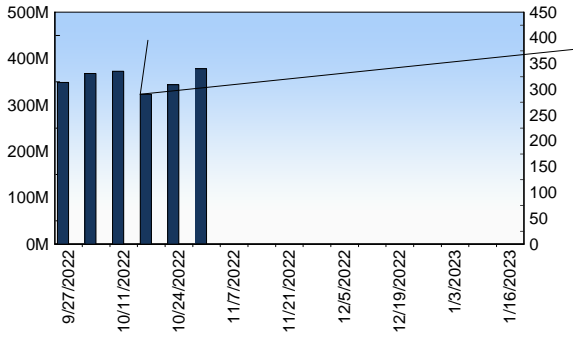
BBD.B	9.45%	KNT	-6.43%
AQN	7.03%	CG	-5.47%
TVE	4.27%	NG	-4.73%
ARX	3.90%	MAG	-4.66%
CS	3.37%	IMG	-3.96%
FIL	3.33%	ABX	-3.75%
ATZ	3.06%	AGI	-3.48%
NVA	2.95%	FVI	-3.46%
ECN	2.94%	DML	-3.35%
TOU	2.88%	SII	-3.34%

Energy	39	17.73 %	\$525.54	29.71
Industrials	26	13.21 %	\$391.53	20.93
Financials	29	30.91 %	\$915.88	19.22
Information Technology	14	5.84 %	\$173.18	10.94
Utilities	16	4.43 %	\$131.16	10.60
Real Estate	23	2.67 %	\$79.19	4.07
Communication Services	6	4.88 %	\$144.47	3.16
Consumer Discretionary	15	3.69 %	\$109.40	1.41
Health Care	7	0.39 %	\$11.69	1.01
Consumer Staples	11	4.15 %	\$122.88	-1.72
Materials	50	12.09 %	\$358.39	-29.33
		%		



Daily Volume	369,752,629
Daily Value	\$11,570,052,525
Daily Trades	979,019
Daily Symbols Traded	2,093

Daily Volume	173,149,485
Daily Value	\$6,006,448,905
Average Trade Size	383
% TSX Volume	46.83 %



--	--

--	--	--	--

